

Hybrid squeegee head  
Mask cleaning unit



Model ID  
**SPD**

Model No. NM-EJP5A

High-Quality Printing  
for **solutions**  
world-class  
manufacturing

### ●Screen Printer

- Realizing "High-speed production", "Nonstop changeover" and "Production of different types of PC boards".
- High productivity and high quality line solutions through the connection to NPM dual lane



An image of SPD and six NPM-Ds coupled together



\* It may not conform to Machinery Directive and EMC Directive in case of optional configuration and custom-made specification.

Model ID	SPD
Model No.	NM-EJP5A
PCB dimensions (mm)	L 50 × W 50 to L 350 × W 300
PCB exchange time	5.5 s (Including PCB recognition)*1
Repeatability	±12.5 μm (Cpk ≥ 1.33)
Screen frame dimensions (mm)	L 736 × W 736 (Optional support for other sizes*2)
Electric source	1-phase AC 200, 220, 230, 240 V ±10V 1.5 kVA*3
Pneumatic source	0.5 MPa, 60 L/min (A.N.R.)
Dimensions (mm)	W 1 220 × D 2 530 × H 1 444 *4
Mass	2 250 kg *5

\*Values such as cycle time and accuracy may vary depending on operating conditions. \*Please refer to the "Specification booklet" for details.

\*1: PCB exchange time varies depending on the machine in the pre-process and the post process, the PCB size, the use of a PCB pressing-down unit and so forth.

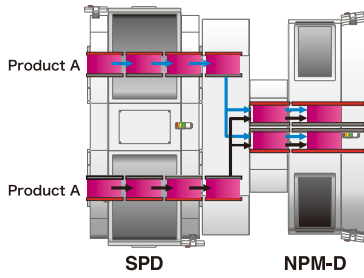
\*2: For mask specifications, please see the specification. \*3: Including blower and vacuum pump"Option"

\*4: Except for the signal tower and the touch panel. \*5: Excluding options, etc.

## Dual printing stage that furthers productivity

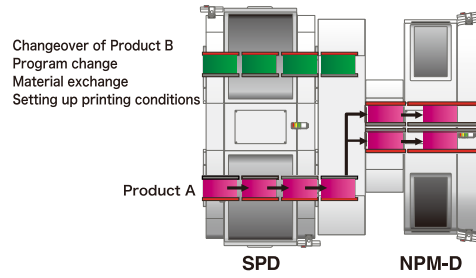
### High-speed production

Printing the same product on the front and rear printing stages enables the creation of a high-production line. Even for the single lane applied for the post process, the lane utilization can be enhanced by supplying PC boards from the front and rear stages.



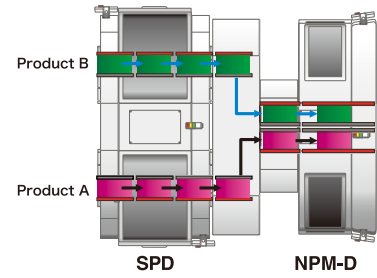
### Nonstop changeover

The preparation for the next product can be carried out during one-sided stage production, thereby eliminating the time for changeover.



### Production of different types of PC boards


Printing different products on the front and rear printing stages help enhance utilization and avoid the necessity for intermediate stock.



## Higher quality & higher productivity · Further pursuing of high quality printing with "the cornerstone of quality is printing"

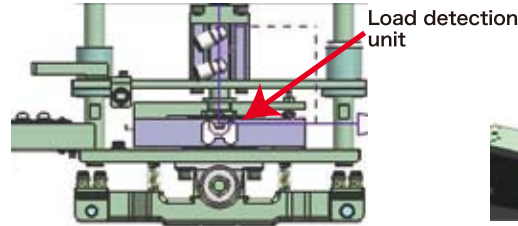
### Hybrid squeegee head

Owing to the motor control of vertical squeegee motions in addition to the uni-floating printing method, we have achieved a reduction in printing time and the prevention of air entrapped in the solder paste.



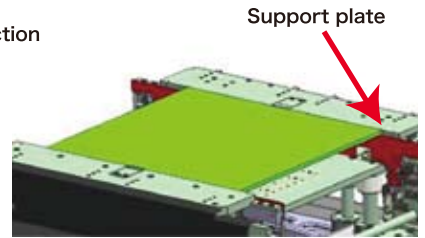
### Load detection unit

The printing head is mounted with the load detection unit to monitor the printing pressure during printing. Measuring the solder amount attached to the squeegee prevents solder amount shortages on the mask.



### PCB support function


The support plates, integrated with the conveyor rails, support the back side of the PC board from end to end, which realizes the stabilization of printing quality.



## A variety of options that increase quality and productivity


### Pot-type solder paste auto feeding unit (option)

Automatically supplying (X-direction movable)solder onto masks enables a long period of continuous printing.



### Inspection result feedback support (option)\*

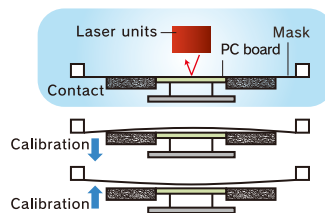
According to the correction data of shifted printing analyzed by solder paste inspection (APC correction data), it corrects printing positions (X, Y,  $\theta$ )



\*3D inspection equipment of another company can be also connected. Please inquire with your sales representative for more details.

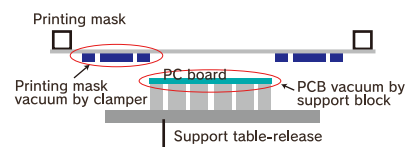
### Stencil height detection (option)

Laser processes can optimize a contact of PC boards with stencils so that stable printings can be provided



### Mask vacuum support mask-release (option)

Printing mask can be vacuumed during printing and support-table release. It can enable more stable printing by eliminating shift and stick of a mask.



## ⚠ Safety Cautions

● Please read the User's Manual carefully to familiarize yourself with safe and effective usage procedures.

● To ensure safety when using this equipment all work should be performed according to that as stated in the supplied Operating Instructions. Read your operating instruction manual thoroughly.



Panasonic Group products are built with the environment in mind.  
<http://panasonic.net/eco/>



Panasonic Group builds Environmental Management System in the factories of the world and acquires the International Environmental Standard ISO 14001:2004.

Inquiries...

Panasonic Factory Solutions Co., Ltd.  
Corporate Sales Division

1375 Kamisukiawara, Showa-cho, Nakakoma-gun, Yamanashi 409-3895, Japan  
TEL +81-55-275-9148  
FAX +81-55-275-6269

All data as of December 1, 2012

Ver. December 1, 2012